

January 2017 Statistics



Overview

Performance (January)

In January 2017 62,486 international visitors travelled to Barbados. This total broke even when compared with January 2016.

The **United Kingdom** remained the primary source market for the month of January 2017. This market contributed 36.2% of long-stay arrivals to the island which represents a decrease of 9% when compared to the corresponding period in 2016; accounting for 2,238 less visitors.

The **United States** followed in second position capturing 23.9% of the market share; registering an increase of 14.7% compared to January 2016.

Canada generated 17.5% of business to Barbados during the month of January 2017 recording a 2.4% increase when compared with the corresponding period for last year.

The **Caribbean** continues to hold its own contributing 11.2% of business for the reporting month. Increases were recorded for Trinidad and Tobago (1%) and the other Caribbean territories (5.9%) when compared with January 2016.

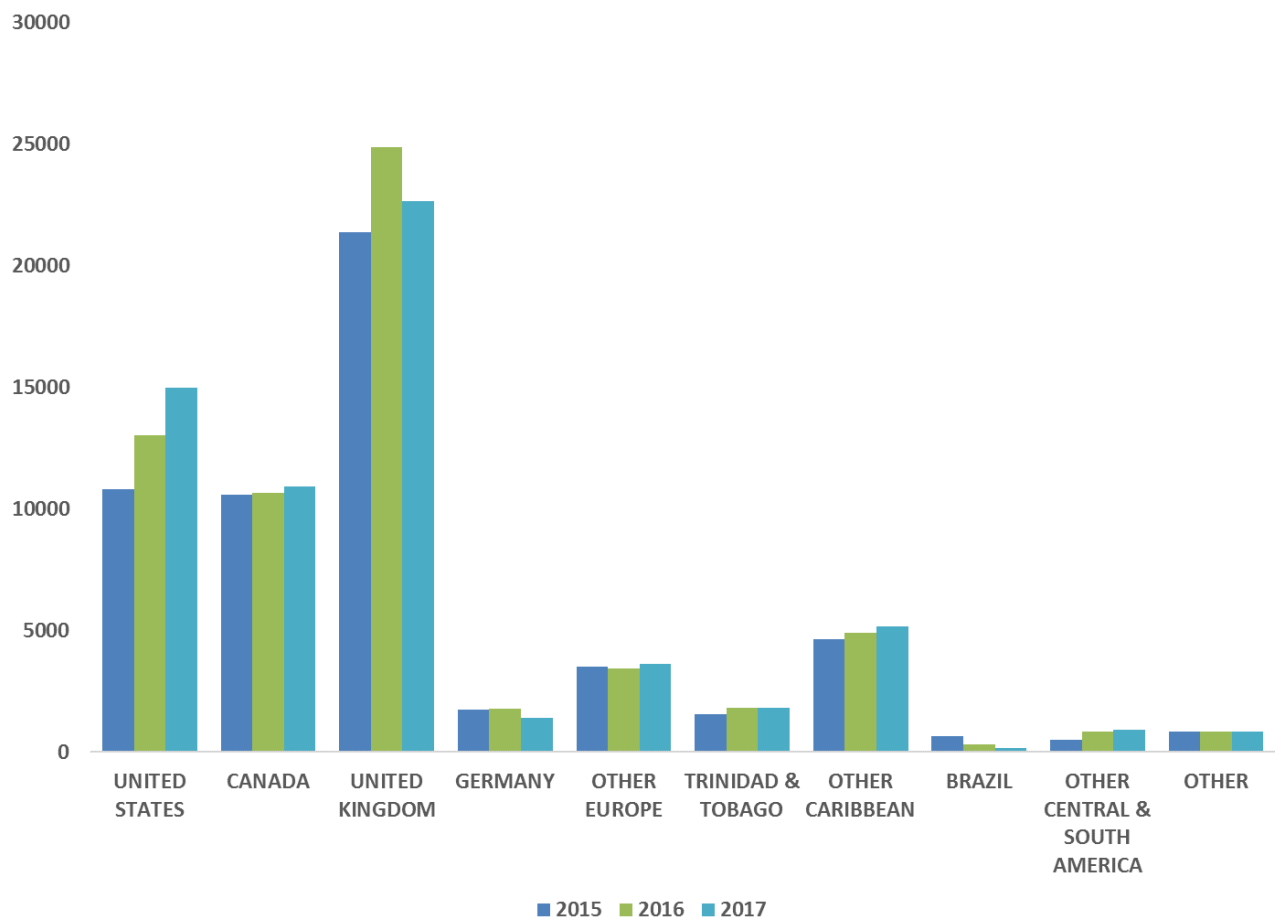
The **European** market contributed 8% of the overall proportion of visitors to Barbados and recorded a decrease and an increase of 20.8% and 5.5% for Germany and the other European countries respectively.

Central & South America does not hold a major share of the total visitors to Barbados, contributing only 1.8%; however this market experienced a decrease of 5.9% for the month of January 2017.

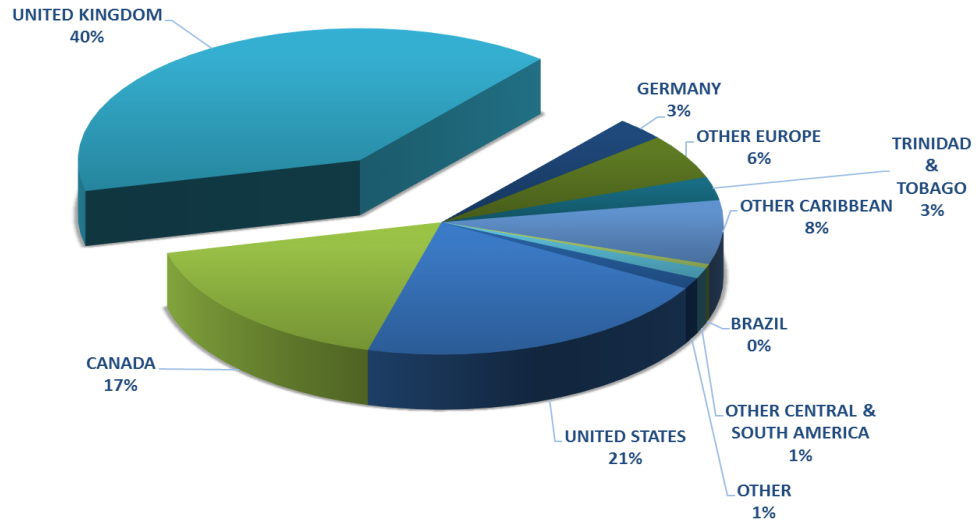
Cruise

Overall, the Bridgetown Port welcomed 147,745 cruise arrivals in 2017 up from 146,981 in 2016 and a slight increase of 0.5%. From this total, some 119,148 cruise passenger arrivals were recorded in 2017 compared to the 114,225 recorded during the same period in 2016; an increase of 4.3%. The number of vessels arriving at the Bridgetown Port remained unchanged at 81.

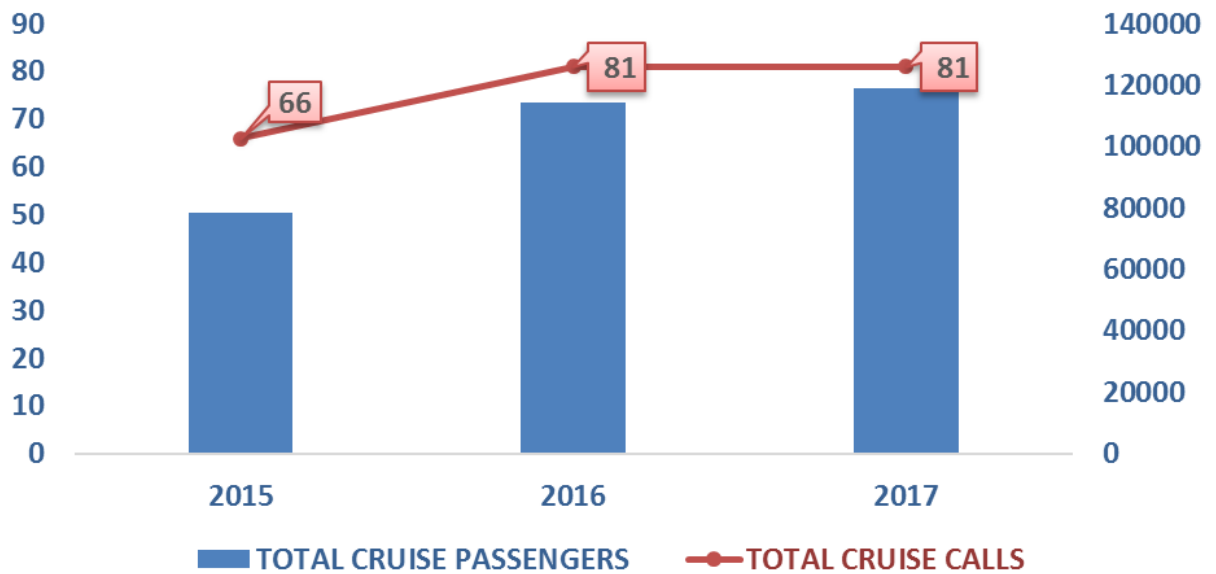
▲ **FIGURE 1: TOURIST ARRIVALS BY MAJOR MARKETS FOR THE YEARS 2015, 2016 ,2017**



▲ **FIGURE 2: JANUARY MARKET SHARE – MAJOR MARKETS**



▲ **FIGURE 3: CRUISE PERFORMANCE**



▲ **TABLE 1: STAY-OVER ARRIVALS BY MAJOR MARKETS & CRUISE PASSENGERS**

| | JANUARY | | | | |
|--|----------------|---------------|---------------|---------------|--------------|
| MAJOR MARKETS | 2015 | 2016 | 2017 | AB CHG | % CHG |
| UNITED STATES | 10797 | 13038 | 14961 | 1923 | 14.7 |
| CANADA | 10595 | 10667 | 10928 | 261 | 2.4 |
| UNITED KINGDOM | 21364 | 24877 | 22639 | -2238 | -9.0 |
| GERMANY | 1737 | 1771 | 1402 | -369 | -20.8 |
| OTHER EUROPE | 3502 | 3448 | 3636 | 188 | 5.5 |
| TRINIDAD & TOBAGO | 1538 | 1799 | 1817 | 18 | 1.0 |
| OTHER CARIBBEAN | 4648 | 4888 | 5175 | 287 | 5.9 |
| BRAZIL | 632 | 317 | 166 | -151 | -47.6 |
| OTHER CENTRAL & SOUTH AMERICA | 484 | 826 | 909 | 83 | 10.0 |
| OTHER | 854 | 854 | 853 | -1 | -0.1 |
| TOTAL STAY-OVER ARRIVALS | 56151 | 62485 | 62486 | 1 | 0.0 |
| TOTAL CRUISE PASSENGERS* | 78239 | 114225 | 119148 | 4923 | 4.3 |
| TOTAL CRUISE CALLS | 66 | 81 | 81 | 0 | 0.0 |

* NUMBER OF CRUISE SHIP PASSENGERS WHO DID NOT PERMANENTLY DISEMBARK IN BARBADOS

▲ **TABLE 2: TOURIST ARRIVALS BY RESIDENCE**

| TOURIST ARRIVALS BY RESIDENCE JANUARY 2016 AND 2017 COMPARED | | | | | | | | | | | | | | |
|--|--------|--------|--------|--------|------------|--------|--------|--------|--------|------------|--------|--------|--------|--------|
| RESIDENCE | Jan-16 | Jan-17 | AB CHG | % CHG | RESIDENCE | Jan-16 | Jan-17 | AB CHG | % CHG | RESIDENCE | Jan-16 | Jan-17 | AB CHG | % CHG |
| ALBANIA | 2 | 0 | -2 | -100.0 | GREECE | 25 | 16 | -9 | -36.0 | PARAGUAY | 4 | 4 | 0 | 0.0 |
| ANDORRA | 0 | 1 | 1 | - | GRENADA | 312 | 417 | 105 | 33.7 | PERU | 10 | 211 | 201 | 2010.0 |
| ANGUILLA | 30 | 28 | -2 | -6.7 | GUADELOUPE | 31 | 38 | 7 | 22.6 | PHILIPPINE | 92 | 96 | 4 | 4.3 |
| ANTIGUA | 465 | 434 | -31 | -6.7 | GUATEMALA | 9 | 4 | -5 | -55.6 | POLAND | 151 | 91 | -60 | -39.7 |
| ARGENTINA | 185 | 106 | -79 | -42.7 | GUERNSEY | 17 | 28 | 11 | 64.7 | PORTUGAL | 47 | 25 | -22 | -46.8 |
| ARMENIA | 1 | 0 | -1 | -100.0 | GUYANA | 910 | 940 | 30 | 3.3 | QATAR | 4 | 1 | -3 | -75.0 |
| ARUBA | 7 | 3 | -4 | -57.1 | HAITI | 10 | 9 | -1 | -10.0 | ROMANIA | 32 | 36 | 4 | 12.5 |
| AUSTRALIA | 207 | 184 | -23 | -11.1 | HONDURAS | 13 | 8 | -5 | -38.5 | RUSSIA | 152 | 176 | 24 | 15.8 |
| AUSTRIA | 201 | 175 | -26 | -12.9 | HONG KONG | 5 | 6 | 1 | 20.0 | RWANDA | 0 | 0 | 0 | - |
| AZERBAIJAN | 0 | 1 | 1 | - | HUNGARY | 36 | 52 | 16 | 44.4 | S AFRICA | 32 | 60 | 28 | 87.5 |
| B.V.I. | 96 | 90 | -6 | -6.3 | ICELAND | 3 | 1 | -2 | -66.7 | S KOREA | 4 | 7 | 3 | 75.0 |
| BAHAMAS | 150 | 159 | 9 | 6.0 | INDIA | 163 | 177 | 14 | 8.6 | SALVADOR | 7 | 1 | -6 | -85.7 |
| BAHRAIN | 2 | 2 | 0 | 0.0 | INDONESIA | 25 | 13 | -12 | -48.0 | SAN MARINO | 4 | 2 | -2 | -50.0 |
| BANGLADESH | 1 | 2 | 1 | 100.0 | IRAN | 1 | 1 | 0 | 0.0 | SAUDI ARAB | 1 | 2 | 1 | 100.0 |
| BELARUS | 1 | 2 | 1 | 100.0 | IRELAND | 448 | 413 | -35 | -7.8 | SENEGAL | 0 | 1 | 1 | - |
| BELGIUM | 75 | 63 | -12 | -16.0 | ISRAEL | 23 | 28 | 5 | 21.7 | SERBIA | 3 | 4 | 1 | 33.3 |
| BELIZE | 70 | 73 | 3 | 4.3 | ITALY | 518 | 569 | 51 | 9.8 | SIERRA LEO | 1 | 3 | 2 | 200.0 |
| BERMUDA | 53 | 48 | -5 | -9.4 | JAMAICA | 556 | 699 | 143 | 25.7 | SINGAPORE | 11 | 9 | -2 | -18.2 |
| BOLIVIA | 2 | 10 | 8 | 400.0 | JAPAN | 29 | 21 | -8 | -27.6 | SLOVAKIA | 31 | 27 | -4 | -12.9 |
| BOSNIA | 0 | 2 | 2 | - | JERSEY | 92 | 70 | -22 | -23.9 | SLOVENIA | 12 | 28 | 16 | 133.3 |
| BOTSWANA | 1 | 0 | -1 | -100.0 | KAZAKHSTAN | 5 | 2 | -3 | -60.0 | SOLOMON IS | 0 | 1 | 1 | - |
| BRAZIL | 317 | 166 | -151 | -47.6 | KENYA | 1 | 9 | 8 | 800.0 | SPAIN | 150 | 317 | 167 | 111.3 |
| BULGARIA | 15 | 25 | 10 | 66.7 | KOREA | 0 | 0 | 0 | - | SRI LANKA | 0 | 2 | 2 | - |
| CAMBODIA | 1 | 0 | -1 | -100.0 | KUWAIT | 7 | 1 | -6 | -85.7 | ST KITTS | 195 | 192 | -3 | -1.5 |
| CAMEROON | 1 | 1 | 0 | 0.0 | KYRGYZSTAN | 0 | 1 | 1 | - | ST LUCIA | 650 | 623 | -27 | -4.2 |
| CANADA | 10667 | 10928 | 261 | 2.4 | LATVIA | 22 | 2 | -20 | -90.9 | ST MAARTEN | 1 | 2 | 1 | 100.0 |
| CANARY ISL | 2 | 0 | -2 | -100.0 | LEBANON | 0 | 1 | 1 | - | ST VINCENT | 727 | 801 | 74 | 10.2 |
| CAYMAN ISL | 24 | 44 | 20 | 83.3 | LIECHTEN | 2 | 3 | 1 | 50.0 | SUDAN | 1 | 0 | -1 | -100.0 |
| CHILE | 14 | 15 | 1 | 7.1 | LITHUANIA | 31 | 28 | -3 | -9.7 | SURINAME | 37 | 44 | 7 | 18.9 |
| CHINA | 42 | 44 | 2 | 4.8 | LUXEMBOURG | 8 | 9 | 1 | 12.5 | SWEDEN | 424 | 398 | -26 | -6.1 |
| COLOMBIA | 217 | 183 | -34 | -15.7 | MALAYSIA | 0 | 8 | 8 | - | SWITZ | 288 | 276 | -12 | -4.2 |
| COSTA RICA | 15 | 13 | -2 | -13.3 | MALTA | 26 | 5 | -21 | -80.8 | SYRIA | 1 | 0 | -1 | -100.0 |
| CROATIA | 20 | 11 | -9 | -45.0 | MARTINIQUE | 54 | 41 | -13 | -24.1 | TAIWAN | 0 | 1 | 1 | - |
| CUBA | 14 | 14 | 0 | 0.0 | MAURITIUS | 5 | 5 | 0 | 0.0 | TANZANIA | 1 | 1 | 0 | 0.0 |
| CURACAO | 3 | 8 | 5 | 166.7 | MEXICO | 52 | 33 | -19 | -36.5 | THAILAND | 6 | 3 | -3 | -50.0 |
| CYPRUS | 13 | 13 | 0 | 0.0 | MOLDOVA | 1 | 2 | 1 | 100.0 | TONGO | 1 | 2 | 1 | 100.0 |
| CZECH | 59 | 30 | -29 | -49.2 | MONACO | 9 | 12 | 3 | 33.3 | TRINIDAD | 1800 | 1817 | 17 | 0.9 |
| DENMARK | 98 | 180 | 82 | 83.7 | MONTENEGRO | 2 | 6 | 4 | 200.0 | TRISTAN | 7 | 0 | -7 | -100.0 |
| DOMIN REP | 76 | 59 | -17 | -22.4 | MONTSERRAT | 15 | 20 | 5 | 33.3 | TUNISIA | 11 | 1 | -10 | -90.9 |
| DOMINICA | 395 | 416 | 21 | 5.3 | MYANMAR | 1 | 0 | -1 | -100.0 | TURKEY | 12 | 12 | 0 | 0.0 |
| ECUADOR | 3 | 12 | 9 | 300.0 | N ZEALAND | 23 | 46 | 23 | 100.0 | TURKS | 7 | 10 | 3 | 42.9 |
| EGYPT | 0 | 1 | 1 | - | NAMIBIA | 2 | 1 | -1 | -50.0 | UGANDA | 0 | 3 | 3 | - |
| ESTONIA | 23 | 14 | -9 | -39.1 | NEPAL | 1 | 1 | 0 | 0.0 | UK | 24320 | 22128 | -2192 | -9.0 |
| FALKLANDS | 0 | 1 | 1 | - | NETH ANTIL | 31 | 16 | -15 | -48.4 | UKRAINE | 27 | 57 | 30 | 111.1 |
| FIJI | 0 | 4 | 4 | - | NETHERLAND | 306 | 181 | -125 | -40.8 | UN ARAB EM | 14 | 12 | -2 | -14.3 |
| FINLAND | 129 | 128 | -1 | -0.8 | NEW CALED | 2 | 0 | -2 | -100.0 | URUGUAY | 4 | 5 | 1 | 25.0 |
| FR GUIANA | 0 | 6 | 6 | - | NICARAGUA | 2 | 5 | 3 | 150.0 | US VIRGINS | 24 | 25 | 1 | 4.2 |
| FRANCE | 321 | 417 | 96 | 29.9 | NIGERIA | 50 | 38 | -12 | -24.0 | USA | 13038 | 14961 | 1923 | 14.7 |
| FRENCH W.I | 8 | 2 | -6 | -75.0 | NORWAY | 168 | 238 | 70 | 41.7 | VENEZUELA | 115 | 76 | -39 | -33.9 |
| GEORGIA | 1 | 0 | -1 | -100.0 | P RICO | 45 | 39 | -6 | -13.3 | ZAMBIA | 1 | 1 | 0 | 0.0 |
| GERMANY | 1771 | 1402 | -369 | -20.8 | PAKISTAN | 13 | 3 | -10 | -76.9 | ZIMBABWE | 4 | 2 | -2 | -50.0 |
| GHANA | 4 | 4 | 0 | 0.0 | PALESTINE | 0 | 1 | 1 | - | NOT STATED | 41 | 37 | -4 | -9.8 |
| GIBRALTAR | 1 | 2 | 1 | 100.0 | PANAMA | 67 | 99 | 32 | 47.8 | TOTAL | 62485 | 62486 | 1 | 0.0 |