

February 2017 Statistics

BARBADOS[®]
TOURISM MARKETING INC.

Overview

Cumulative (January to February)

Barbados attracted 126,170 international tourists for the period January to February 2017. This represented a significant increase of 2.2% or 2,670 more visitors when compared with the corresponding period for 2016.

There was growth in the majority of the markets. The United States recorded the highest growth with 14.9% followed by Other Caribbean territories with 9.9%. Other European territories and Canada grew by 8.2% and 5.3%, respectively. Other Central & South America also registered a positive performance with 1.7% increase. The Brazilian market however showed a decline for the period January to February 2017 recording a decrease of 41.2% when compared with the corresponding period for 2016. Germany, the United Kingdom and Trinidad & Tobago also recorded subsequent declines of 18.9%, 6.5% and 1.8%.

Performance (February)

In February 2017 63,684 international visitors travelled to Barbados. This total represented an increase of 4.4% when compared with February 2016.

The **United Kingdom** remained the primary source market for the month of February 2017. This market contributed 36.1% of long-stay arrivals to the island which represents a decrease of 3.9% when compared to the corresponding period in 2016; accounting for 929 less visitors.

The **United States** followed in second position capturing 25.9% of the market share; registering an increase of 15% compared to February 2016.

Canada generated 18.1% of business to Barbados during the month of February 2017 recording an 8.1% increase when compared with the corresponding period for last year.

The **Caribbean** continues to hold its own contributing 10.8% of business for the reporting month. Decreases were recorded for Trinidad and Tobago (3.9%) whilst the other Caribbean territories recorded increases of 14.9% when compared with February 2016.

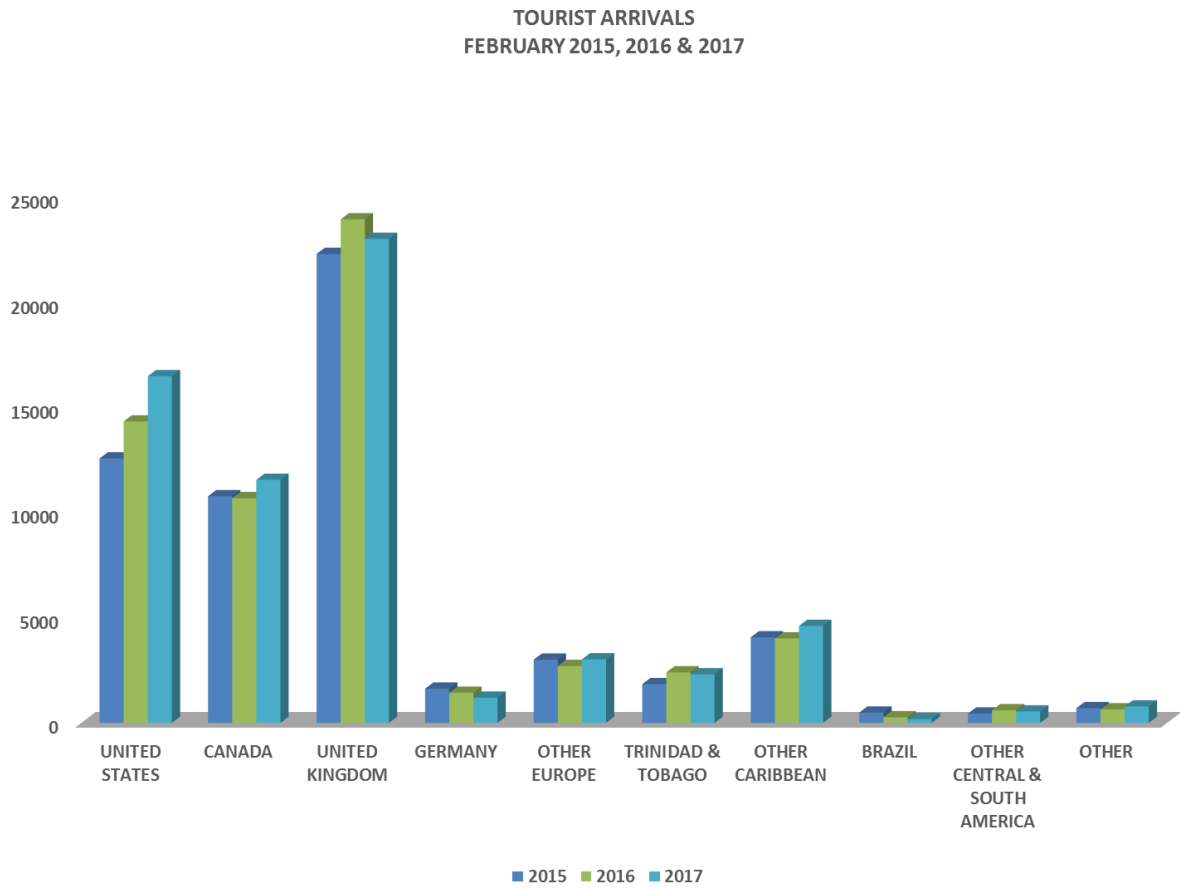
The **European** market contributed 6.6% of the overall proportion of visitors to Barbados and recorded a decrease and an increase of 16.4% and 11.8% for Germany and the other European countries respectively.

Central & South America does not hold a major share of the total visitors to Barbados, contributing only 1.2%; however this market experienced a decrease of 17% for the month of February 2017.

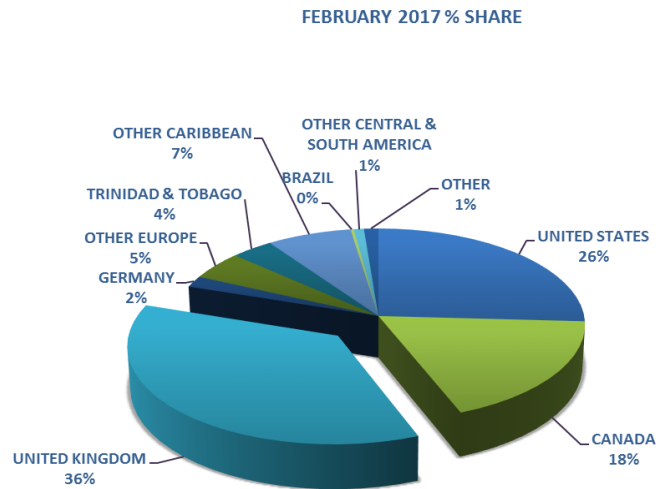
Cruise

Overall, the Bridgetown Port welcomed, cruise arrivals in 2017 up from 121,684 in 2016 and an increase of 17.2%. From this total, some 95,874 cruise passenger arrivals were recorded in 2016 compared to the 78,037 recorded during the same period in 2016; an increase of 22.9 %.

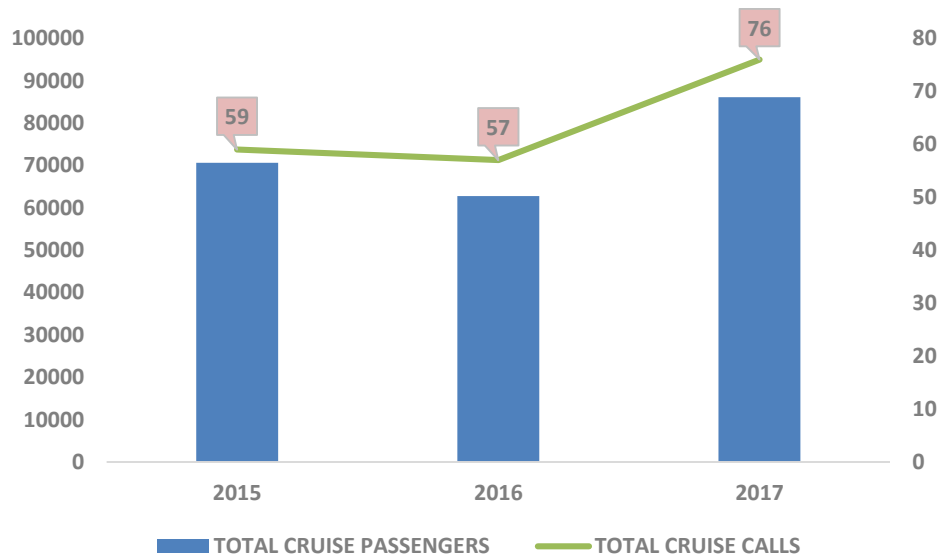
▲ **FIGURE 1: TOURIST ARRIVALS BY MAJOR MARKETS FOR THE YEARS 2015, 2016 ,2017**



▲ **FIGURE 2: MARKET SHARE – MAJOR MARKETS 2016**



▲ **FIGURE 3: CRUISE PERFORMANCE**



▲ **TABLE 1: TOURIST ARRIVALS BY MAJOR MARKETS & CRUISE PASSENGER ARRIVALS**

JANUARY						FEBRUARY					
MAJOR MARKETS	2015	2016	2017	AB CHG	% CHG	MAJOR MARKETS	2015	2016	2017	AB CHG	% CHG
UNITED STATES	10797	13038	14961	1923	14.7	UNITED STATES	12571	14329	16478	2149	15.0
CANADA	10595	10667	10928	261	2.4	CANADA	10774	10683	11553	870	8.1
UNITED KINGDOM	21364	24877	22639	-2238	-9.0	UNITED KINGDOM	22291	23936	23007	-929	-3.9
GERMANY	1737	1771	1402	-369	-20.8	GERMANY	1628	1433	1198	-235	-16.4
OTHER EUROPE	3502	3448	3636	188	5.5	OTHER EUROPE	3005	2704	3022	318	11.8
TRINIDAD & TOBAGO	1538	1799	1817	18	1.0	TRINIDAD & TOBAGO	1842	2402	2309	-93	-3.9
OTHER CARIBBEAN	4648	4888	5175	287	5.9	OTHER CARIBBEAN	4070	4014	4612	598	14.9
BRAZIL	632	317	166	-151	-47.6	BRAZIL	490	268	178	-90	-33.6
OTHER CENTRAL & SOUTH AMERICA	484	826	909	83	10.0	OTHER CENTRAL & SOUTH AMERICA	443	603	545	-58	-9.6
OTHER	854	854	853	-1	-0.1	OTHER	701	643	782	139	21.6
TOTAL STAY-OVER ARRIVALS	56151	62485	62486	1	0.0	TOTAL ARRIVALS	57815	61015	63684	2669	4.4
TOTAL CRUISE PASSENGERS*	78239	114225	119148	4923	4.3	TOTAL CRUISE PASSENGERS*	68281	78037	95874	17837	22.9
TOTAL CRUISE CALLS	66	81	81	0	0.0	TOTAL CRUISE CALLS	57	61	71	10	16.4

JANUARY TO FEBRUARY					
MAJOR MARKETS	2015	2016	2017	AB CHG	% CHG
UNITED STATES	23368	27367	31439	4072	14.9
CANADA	21369	21350	22481	1131	5.3
UNITED KINGDOM	43655	48813	45646	-3167	-6.5
GERMANY	3365	3204	2600	-604	-18.9
OTHER EUROPE	6507	6152	6658	506	8.2
TRINIDAD & TOBAGO	3380	4201	4126	-75	-1.8
OTHER CARIBBEAN	8718	8902	9787	885	9.9
BRAZIL	1122	585	344	-241	-41.2
OTHER CENTRAL & SOUTH AMERICA	927	1429	1454	25	1.7
OTHER	1555	1497	1635	138	9.2
TOTAL ARRIVALS	113966	123500	126170	2670	2.2
TOTAL CRUISE PASSENGERS*	146520	192262	215022	22760	11.8
TOTAL CRUISE CALLS	123	142	152	10	7.0

1

* NUMBER OF CRUISE SHIP PASSENGERS WHO DID NOT PERMANENTLY DISEMBARK IN BARBADOS

▲ **TABLE 2: TOURIST ARRIVALS BY RESIDENCE**

TOURIST ARRIVALS BY RESIDENCE FEBRUARY 2016 AND 2017 COMPARED														
RESIDENCE	Feb-16	Feb-17	AB CHG	% CHG	RESIDENCE	Feb-16	Feb-17	AB CHG	% CHG	RESIDENCE	Feb-16	Feb-17	AB CHG	% CHG
ALBANIA	0	1	1	-	GRENADA	303	375	72	23.8	P RICO	38	36	-2	-5.3
ANDORRA	2	2	0	0.0	GUADELOUPE	78	108	30	38.5	PAKISTAN	5	4	-1	-20.0
ANGUILLA	22	11	-11	-50.0	GUATEMALA	2	8	6	300.0	PANAMA	60	53	-7	-11.7
ANTIGUA	283	326	43	15.2	GUERNSEY	40	36	-4	-10.0	PARAGUAY	0	2	2	-
ARGENTINA	25	52	27	108.0	GUYANA	722	760	38	5.3	PERU	7	24	17	242.9
ARUBA	4	5	1	25.0	HAITI	16	13	-3	-18.8	PHILIPPINE	39	98	59	151.3
AUSTRALIA	119	133	14	11.8	HONDURAS	7	6	-1	-14.3	POLAND	104	72	-32	-30.8
AUSTRIA	178	198	20	11.2	HONG KONG	3	6	3	100.0	PORTUGAL	23	40	17	73.9
AZERBAIJAN	1	1	0	0.0	HUNGARY	32	29	-3	-9.4	QATAR	0	1	1	-
B.V.I.	73	59	-14	-19.2	ICELAND	1	2	1	100.0	ROMANIA	20	32	12	60.0
BAHAMAS	50	78	28	56.0	INDIA	102	156	54	52.9	RUSSIA	53	54	1	1.9
BAHRAIN	1	0	-1	-100.0	INDONESIA	13	15	2	15.4	S AFRICA	21	31	10	47.6
BANGLADESH	0	2	2	-	IRAN	0	1	1	-	S KOREA	0	6	6	-
BELARUS	2	3	1	50.0	IRELAND	314	293	-21	-6.7	SALVADOR	6	6	0	0.0
BELGIUM	53	70	17	32.1	ISRAEL	28	16	-12	-42.9	SAUDI ARAB	0	5	5	-
BELIZE	33	37	4	12.1	ITALY	314	351	37	11.8	SERBIA	1	8	7	700.0
BERMUDA	52	87	35	67.3	JAMAICA	496	661	165	33.3	SIERRA LEO	1	0	-1	-100.0
BOLIVIA	6	5	-1	-16.7	JAPAN	61	19	-42	-68.9	SINGAPORE	12	6	-6	-50.0
BOSNIA	0	1	1	-	JERSEY	110	152	42	38.2	SLOVAKIA	22	18	-4	-18.2
BOTSWANA	0	1	1	-	JORDAN	2	3	1	50.0	SLOVENIA	13	12	-1	-7.7
BRAZIL	268	178	-90	-33.6	KAZAKHSTAN	1	1	0	0.0	SPAIN	154	134	-20	-13.0
BULGARIA	27	21	-6	-22.2	KENYA	2	6	4	200.0	SRI LANKA	1	1	0	0.0
CAMBODIA	1	0	-1	-100.0	KOREA	1	0	-1	-100.0	ST KITTS	152	145	-7	-4.6
CAMEROON	2	0	-2	-100.0	KUWAIT	2	2	0	0.0	ST LUCIA	539	638	99	18.4
CANADA	10683	11553	870	8.1	KYRGYZSTAN	0	4	4	-	ST MAARTEN	5	12	7	140.0
CAYMAN ISL	22	28	6	27.3	LATVIA	4	8	4	100.0	ST VINCENT	614	683	69	11.2
CHILE	26	24	-2	-7.7	LEBANON	0	3	3	-	SUDAN	0	2	2	-
CHINA	65	66	1	1.5	LIBERIA	0	1	1	-	SURINAME	139	28	-111	-79.9
COLOMBIA	127	107	-20	-15.7	LITHUANIA	10	17	7	70.0	SWEDEN	293	300	7	2.4
COSTA RICA	13	14	1	7.7	LUXEMBOURG	15	18	3	20.0	SWITZ	298	260	-38	-12.8
CROATIA	10	15	5	50.0	MACEDONIA	2	0	-2	-100.0	SYRIA	0	1	1	-
CUBA	13	11	-2	-15.4	MALAYSIA	3	2	-1	-33.3	TANZANIA	1	1	0	0.0
CURACAO	6	9	3	50.0	MALTA	3	5	2	66.7	THAILAND	4	4	0	0.0
CYPRUS	6	4	-2	-33.3	MARTINIQUE	82	120	38	46.3	TONGO	2	2	0	0.0
CZECH	70	57	-13	-18.6	MAURITANIA	1	0	-1	-100.0	TRINIDAD	2402	2309	-93	-3.9
DENMARK	116	220	104	89.7	MAURITIUS	1	1	0	0.0	TRISTAN	1	0	-1	-100.0
DOMIN REP	73	51	-22	-30.1	MEXICO	35	50	15	42.9	TUNISIA	11	2	-9	-81.8
DOMINICA	293	344	51	17.4	MOLDOVA	1	0	-1	-100.0	TURKEY	11	6	-5	-45.5
ECUADOR	6	4	-2	-33.3	MONACO	13	15	2	15.4	TURKMENISN	1	0	-1	-100.0
EGYPT	0	1	1	-	MONGOLIA	0	2	2	-	TURKS	16	5	-11	-68.8
ESTONIA	12	11	-1	-8.3	MONTENEGRO	1	0	-1	-100.0	UK	23472	22526	-946	-4.0
ETHIOPIA	2	0	-2	-100.0	MONTSERRAT	12	12	0	0.0	UKRAINE	24	37	13	54.2
FIJI	5	2	-3	-60.0	MOROCCO	0	6	6	-	UN ARAB EM	11	12	1	9.1
FINLAND	94	96	2	2.1	N ZEALAND	18	28	10	55.6	URUGUAY	3	4	1	33.3
FR GUIANA	4	0	-4	-100.0	NEPAL	3	3	0	0.0	US VIRGINS	24	17	-7	-29.2
FRANCE	413	553	140	33.9	NETH ANTIL	28	27	-1	-3.6	USA	14329	16478	2149	15.0
FRENCH W.I	3	3	0	0.0	NETHERLAND	176	183	7	4.0	UZBEKISTAN	1	0	-1	-100.0
GAMBIA	1	0	-1	-100.0	NEVIS	0	6	6	-	VENEZUELA	100	118	18	18.0
GERMANY	1433	1198	-235	-16.4	NICARAGUA	4	3	-1	-25.0	ZIMBABWE	1	7	6	600.0
GHANA	3	2	-1	-33.3	NIGERIA	34	44	10	29.4	NOT STATED	51	53	2	3.9
GIBRALTAR	1	4	3	300.0	NORWAY	109	144	35	32.1					
GREECE	23	21	-2	-8.7	OMAN	0	1	1	-	TOTAL	61015	63684	2669	4.4

▲ **TABLE 3: YEAR-TO-DATE TOURIST ARRIVALS BY RESIDENCE**

TOTAL ARRIVALS BY RESIDENCE JANUARY- FEBRUARY 2016 AND 2017 COMPARED															
RESIDENCE	2016	2017	AB CHG	% CHG	RESIDENCE	2016	2017	AB CHG	% CHG	RESIDENCE	2016	2017	AB CHG	% CHG	
ALBANIA	2	1	-1	-50.0	GUADELOUPE	109	146	37	33.9	PALESTINE	0	1	1	-	
ANDORRA	2	3	1	50.0	GUATEMALA	11	12	1	9.1	PANAMA	127	152	25	19.7	
ANGUILLA	52	39	-13	-25.0	GUERNSEY	57	64	7	12.3	PARAGUAY	4	6	2	50.0	
ANTIGUA	748	760	12	1.6	GUYANA	1632	1700	68	4.2	PERU	17	235	218	1282.4	
ARGENTINA	210	158	-52	-24.8	HAITI	26	22	-4	-15.4	PHILIPPINE	131	194	63	48.1	
ARMENIA	1	0	-1	-100.0	HONDURAS	20	14	-6	-30.0	POLAND	255	163	-92	-36.1	
ARUBA	11	8	-3	-27.3	HONG KONG	8	12	4	50.0	PORTUGAL	70	65	-5	-7.1	
AUSTRALIA	326	317	-9	-2.8	HUNGARY	68	81	13	19.1	QATAR	4	2	-2	-50.0	
AUSTRIA	379	373	-6	-1.6	ICELAND	4	3	-1	-25.0	ROMANIA	52	68	16	30.8	
AZERBAIJAN	1	2	1	100.0	INDIA	265	333	68	25.7	RUSSIA	205	230	25	12.2	
B.V.I.	169	149	-20	-11.8	INDONESIA	38	28	-10	-26.3	S AFRICA	53	91	38	71.7	
BAHAMAS	200	237	37	18.5	IRAN	1	2	1	100.0	S KOREA	4	13	9	225.0	
BAHRAIN	3	2	-1	-33.3	IRELAND	762	706	-56	-7.3	SALVADOR	13	7	-6	-46.2	
BANGLADESH	1	4	3	300.0	ISRAEL	51	44	-7	-13.7	SAN MARINO	4	2	-2	-50.0	
BELARUS	3	5	2	66.7	ITALY	832	920	88	10.6	SAUDI ARAB	1	7	6	600.0	
BELGIUM	128	133	5	3.9	JAMAICA	1052	1360	308	29.3	SENEGAL	0	1	1	-	
BELIZE	103	110	7	6.8	JAPAN	90	40	-50	-55.6	SERBIA	4	12	8	200.0	
BERMUDA	105	135	30	28.6	JERSEY	202	222	20	9.9	SIERRA LEO	2	3	1	50.0	
BOLIVIA	8	15	7	87.5	JORDAN	2	3	1	50.0	SINGAPORE	23	15	-8	-34.8	
BOSNIA	0	3	3	-	KAZAKHSTAN	6	3	-3	-50.0	SLOVAKIA	53	45	-8	-15.1	
BOTSWANA	1	1	0	0.0	KENYA	3	15	12	400.0	SLOVENIA	25	40	15	60.0	
BRAZIL	585	344	-241	-41.2	KOREA	1	0	-1	-100.0	SOLOMON IS	0	1	1	-	
BULGARIA	42	46	4	9.5	KUWAIT	9	3	-6	-66.7	SPAIN	304	451	147	48.4	
CAMBODIA	2	0	-2	-100.0	KYRGYZSTAN	0	5	5	-	SRI LANKA	1	3	2	200.0	
CAMEROON	3	1	-2	-66.7	LATVIA	26	10	-16	-61.5	ST KITTS	347	337	-10	-2.9	
CANADA	21350	22481	1131	5.3	LEBANON	0	4	4	-	ST LUCIA	1189	1261	72	6.1	
CANARY ISL	2	0	-2	-100.0	LIBERIA	0	1	1	-	ST MAARTEN	6	14	8	133.3	
CAYMAN ISL	46	72	26	56.5	LIECHTEN	2	3	1	50.0	ST VINCENT	1341	1484	143	10.7	
CHILE	40	39	-1	-2.5	LITHUANIA	41	45	4	9.8	SUDAN	1	2	1	100.0	
CHINA	107	110	3	2.8	LUXEMBOURG	23	27	4	17.4	SURINAME	176	72	-104	-59.1	
COLOMBIA	344	290	-54	-15.7	MACEDONIA	2	0	-2	-100.0	SWEDEN	717	698	-19	-2.6	
COSTA RICA	28	27	-1	-3.6	MALAYSIA	3	10	7	233.3	SWITZ	586	536	-50	-8.5	
CROATIA	30	26	-4	-13.3	MALTA	29	10	-19	-65.5	SYRIA	1	1	0	0.0	
CUBA	27	25	-2	-7.4	MARTINIQUE	136	161	25	18.4	TAIWAN	0	1	1	-	
CURACAO	9	17	8	88.9	MAURITANIA	1	0	-1	-100.0	TANZANIA	2	2	0	0.0	
CYPRUS	19	17	-2	-10.5	MAURITIUS	6	6	0	0.0	THAILAND	10	7	-3	-30.0	
CZECH	129	87	-42	-32.6	MEXICO	87	83	-4	-4.6	TONGO	3	4	1	33.3	
DENMARK	214	400	186	86.9	MOLDOVA	2	2	0	0.0	TRINIDAD	4202	4126	-76	-1.8	
DOMIN REP	149	110	-39	-26.2	MONACO	22	27	5	22.7	TRISTAN	8	0	-8	-100.0	
DOMINICA	688	760	72	10.5	MONGOLIA	0	2	2	-	TUNISIA	22	3	-19	-86.4	
ECUADOR	9	16	7	77.8	MONTENEGRO	3	6	3	100.0	TURKEY	23	18	-5	-21.7	
EGYPT	0	2	2	-	MONTSERRAT	27	32	5	18.5	TURKMENISN	1	0	-1	-100.0	
ESTONIA	35	25	-10	-28.6	MOROCCO	0	6	6	-	TURKS	23	15	-8	-34.8	
ETHIOPIA	2	0	-2	-100.0	MYANMAR	1	0	-1	-100.0	UGANDA	0	3	3	-	
FALKLANDS	0	1	1	-	N ZEALAND	41	74	33	80.5	UK	47792	44654	-3138	-6.6	
FIJI	5	6	1	20.0	NAMIBIA	2	1	-1	-50.0	UKRAINE	51	94	43	84.3	
FINLAND	223	224	1	0.4	NEPAL	4	4	0	0.0	UN ARAB EM	25	24	-1	-4.0	
FR GUIANA	4	6	2	50.0	NETH ANTIL	59	43	-16	-27.1	URUGUAY	7	9	2	28.6	
FRANCE	734	970	236	32.2	NETHERLAND	482	364	-118	-24.5	US VIRGINS	48	42	-6	-12.5	
FRENCH W.I	11	5	-6	-54.5	NEVIS	0	6	6	-	USA	27367	31439	4072	14.9	
GAMBIA	1	0	-1	-100.0	NEW CALED	2	0	-2	-100.0	UZBEKISTAN	1	0	-1	-100.0	
GEORGIA	1	0	-1	-100.0	NICARAGUA	6	8	2	33.3	VENEZUELA	215	194	-21	-9.8	
GERMANY	3204	2600	-604	-18.9	NIGERIA	84	82	-2	-2.4	ZAMBIA	1	1	0	0.0	
GHANA	7	6	-1	-14.3	NORWAY	277	382	105	37.9	ZIMBABWE	5	9	4	80.0	
GIBRALTAR	2	6	4	200.0	OMAN	0	1	1	-	NOT STATED	92	90	-2	-2.2	
GREECE	48	37	-11	-22.9	P RICO	83	75	-8	-9.6						
GRENADA	615	792	177	28.8	PAKISTAN	18	7	-11	-61.1	TOTAL	123500	126170	2670	2.2	